

End of Foundation Stage Analysis Report

Optimum Primary School



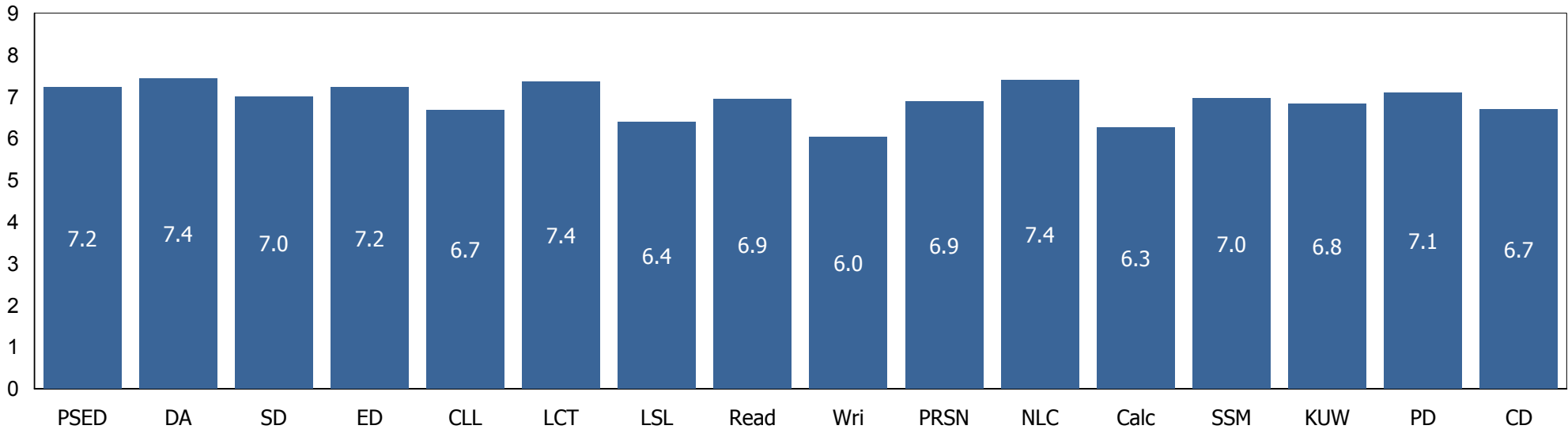
optimum



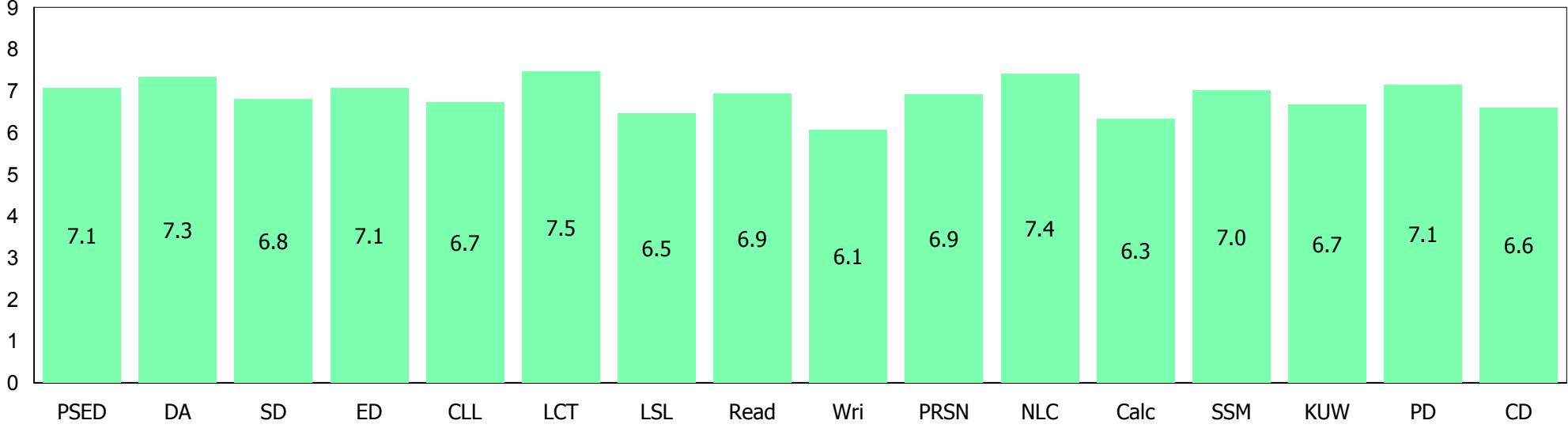
End of Foundation Stage Analysis Report

Average Total Score for Areas of Learning

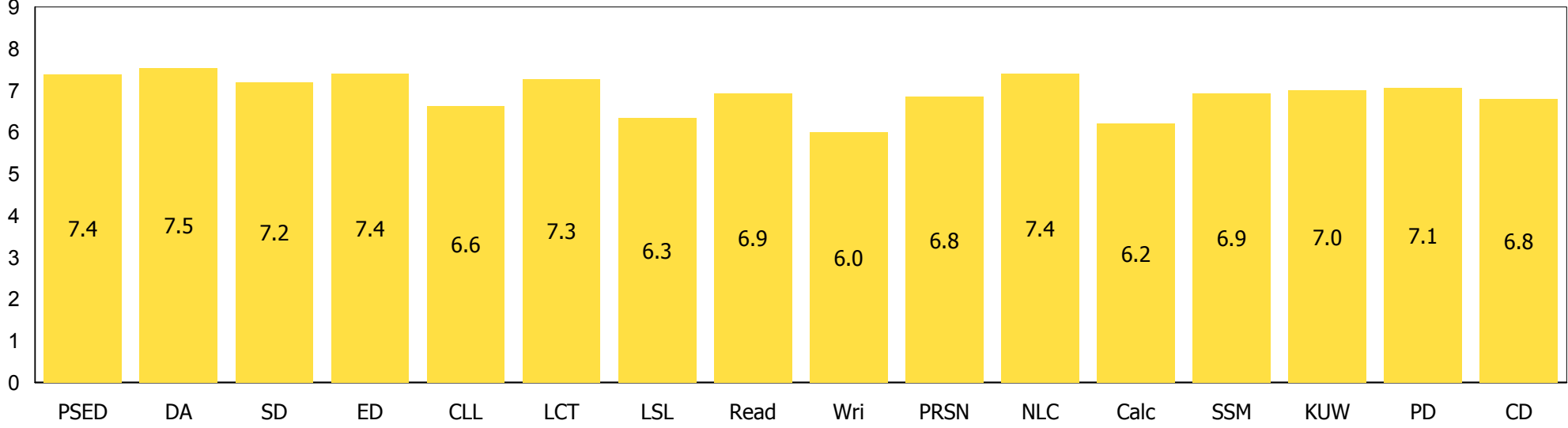
All Pupils



Boys



Girls

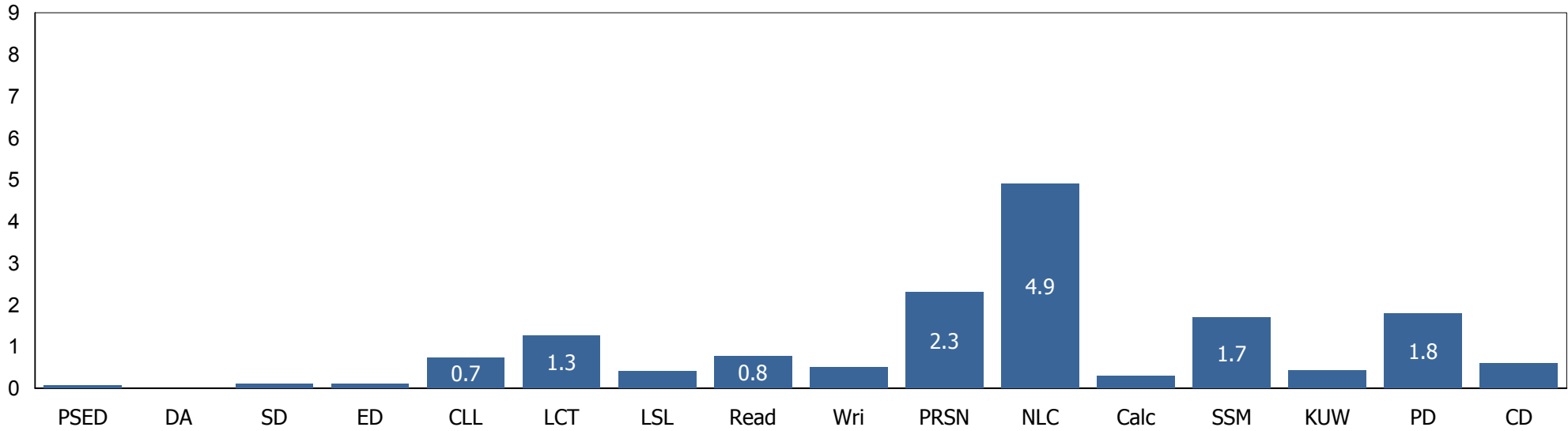




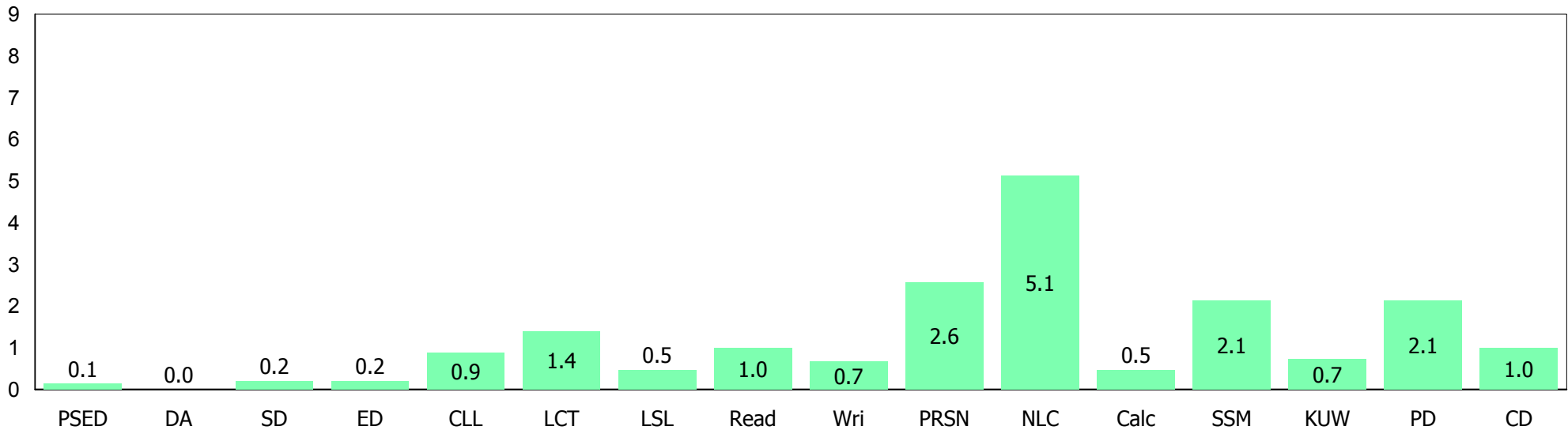
End of Foundation Stage Analysis Report

Average Baseline Scores

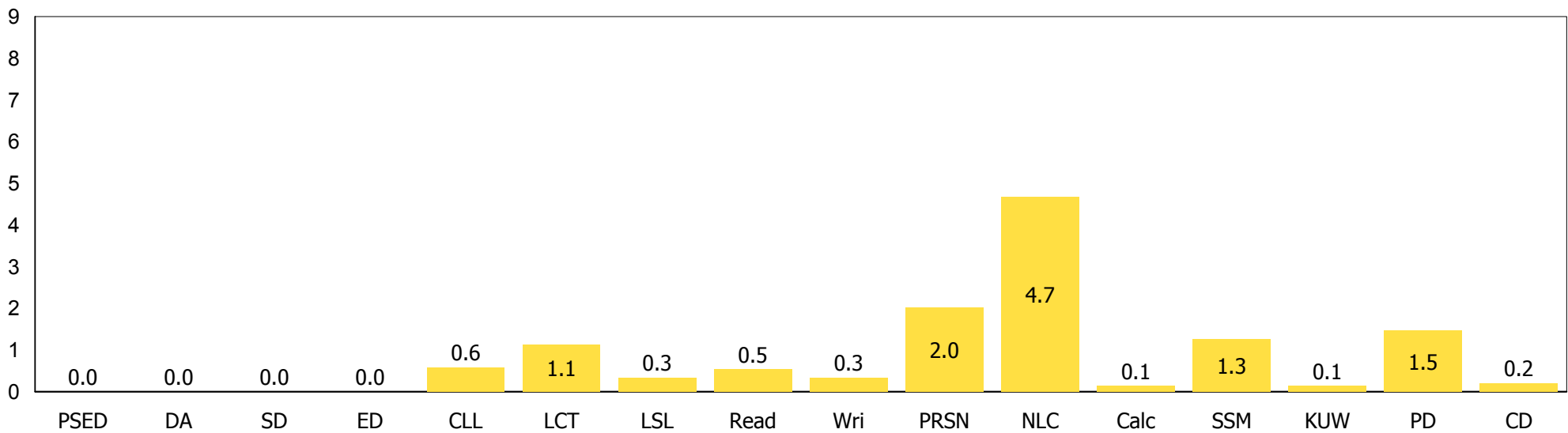
All Pupils



Boys



Girls

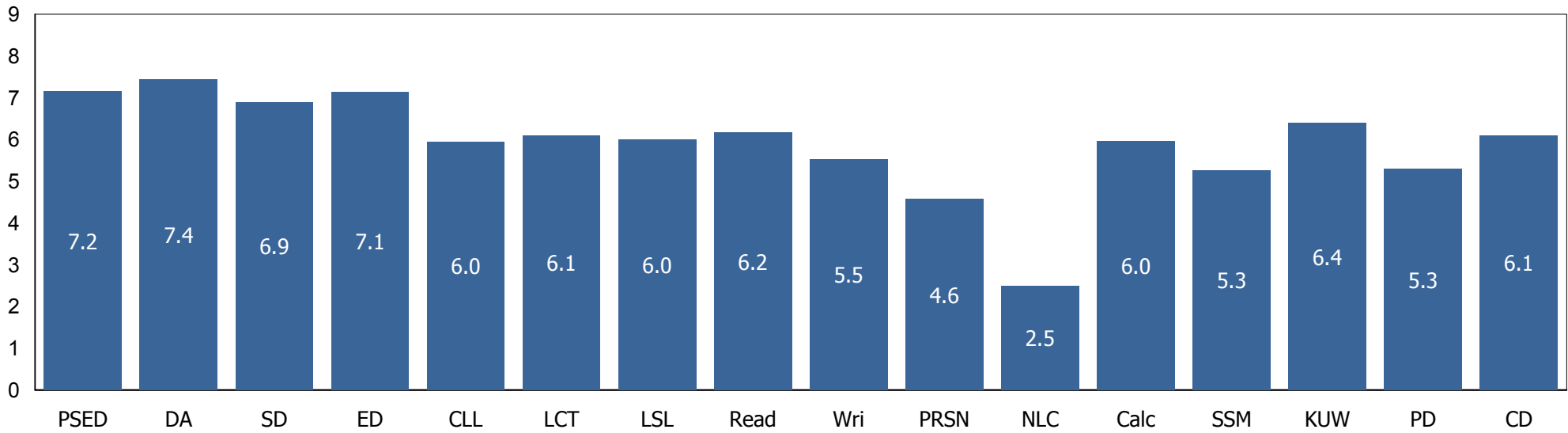




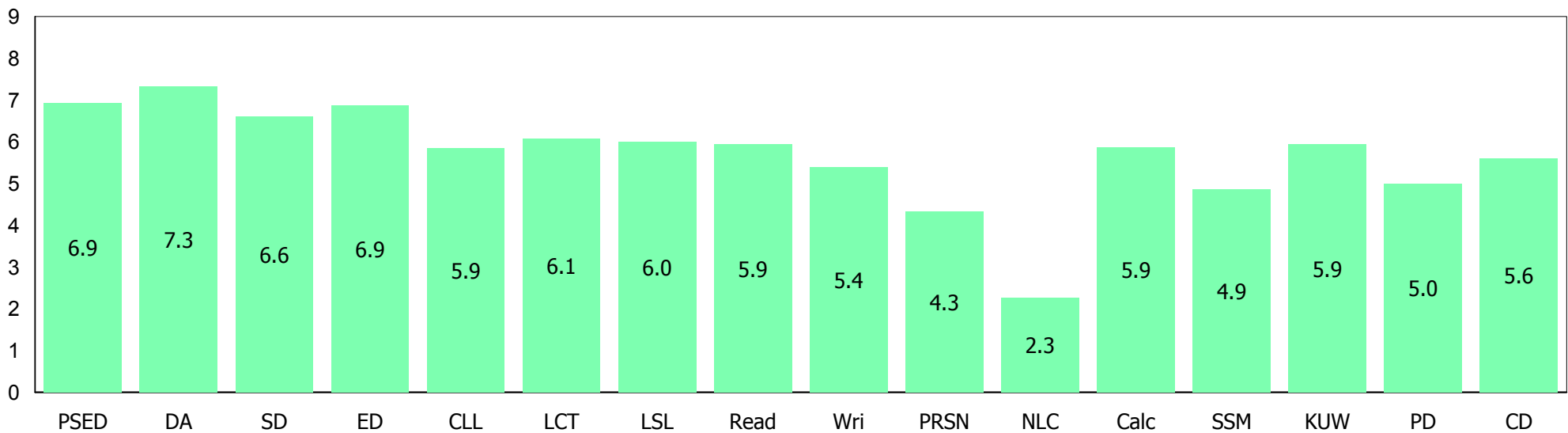
End of Foundation Stage Analysis Report

Overall Progress Since Baseline

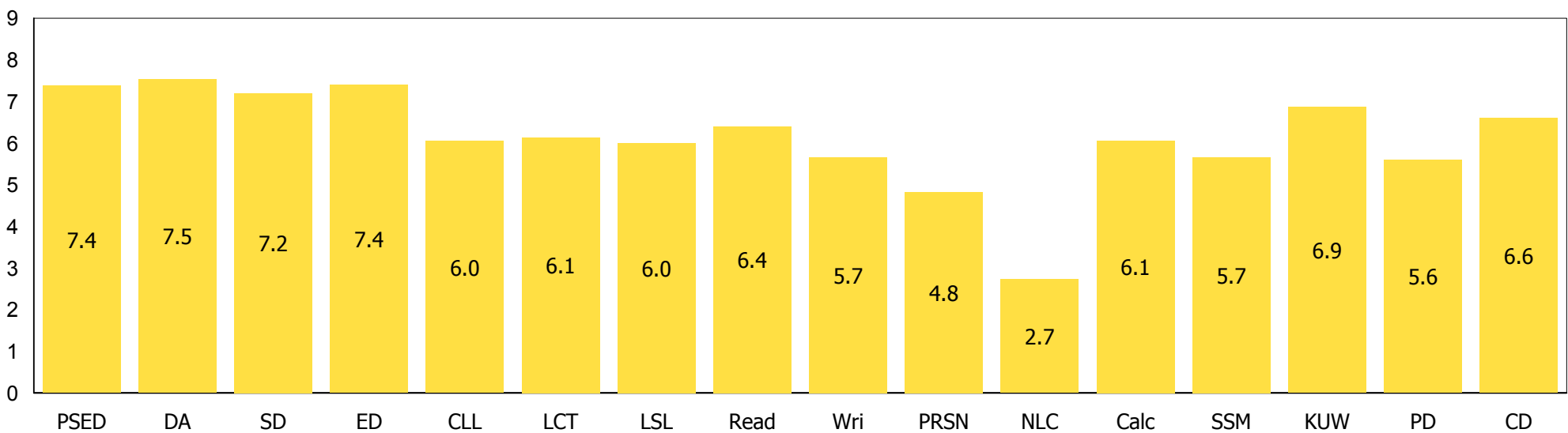
All Pupils



Boys



Girls





End of Foundation Stage Analysis Report

Average Total Score for Areas of Learning

	Average Total Scores			Average Baseline Scores			Overall Progress Since Baseline		
	All	Boys	Girls	All	Boys	Girls	All	Boys	Girls
Personal, Social and Emotional Development	7.2	7.1	7.4	0.1	0.1	0.0	7.2	6.9	7.4
Dispositions and Attitude	7.4	7.3	7.5	0.0	0.0	0.0	7.4	7.3	7.5
Social Development	7.0	6.8	7.2	0.1	0.2	0.0	6.9	6.6	7.2
Emotional Development	7.2	7.1	7.4	0.1	0.2	0.0	7.1	6.9	7.4
Communication, Language and Literacy	6.7	6.7	6.6	0.7	0.9	0.6	6.0	5.9	6.1
Language for Communication and Thinking	7.4	7.5	7.3	1.3	1.4	1.1	6.1	6.1	6.1
Linking Sounds and Letters	6.4	6.5	6.3	0.4	0.5	0.3	6.0	6.0	6.0
Reading	6.9	6.9	6.9	0.8	1.0	0.5	6.2	5.9	6.4
Writing	6.0	6.1	6.0	0.5	0.7	0.3	5.5	5.4	5.7
Problem Solving, Reasoning and Numeracy	6.9	6.9	6.8	2.3	2.6	2.0	4.6	4.3	4.8
Numbers as Labels and for Counting	7.4	7.4	7.4	4.9	5.1	4.7	2.5	2.3	2.7
Calculating	6.3	6.3	6.2	0.3	0.5	0.1	6.0	5.9	6.1
Shape, Space and Measures	7.0	7.0	6.9	1.7	2.1	1.3	5.3	4.9	5.7
Knowledge and Understanding of the World	6.8	6.7	7.0	0.4	0.7	0.1	6.4	5.9	6.9
Physical Development	7.1	7.1	7.1	1.8	2.1	1.5	5.3	5.0	5.6
Creative Development	6.7	6.6	6.8	0.6	1.0	0.2	6.1	5.6	6.6

End of Foundation Stage Analysis Report

Area of Learning - Progression List

Report Description:

This report lists pupils progress in each area of learning based on the progress made through the foundation stage profile. The report shows progress from the pupils On-Entry assessment score to their final attainment score.

Dispositions and Attitude

No Progress



0 Pupils
(0.0%)

1 - 3 Points



0 Pupils
(0.0%)

4 - 5 Points



0 Pupils
(0.0%)

6 - 7 Points



17 Pupils
(56.7%)

Chloe Baker
Emma Brown
Nicholas Clark
Samantha Clarke
Ashley Cooper
Ethan Davies
Joshua Evans
Hannah Green
Addison Harris
Christian Harrison
Alyssa Hill
Emily Jones
Ryan Martin
John Moore
David Patel
Benjamin Phillips
Ava Roberts

8 - 9 Points



13 Pupils
(43.3%)

Nathan Allen
Olivia Edwards
Alexander Hall
Abigail Hughes
Joseph Jackson
Natalie James
Anthony Johnson
Mia King
Tyler Lee
Elizabeth Lewis
Jonathan Morgan
Jayden Morris
Madison Robinson

End of Foundation Stage Analysis Report

Area of Learning - Progression List (continued)

Social Development

No Progress



0 Pupils
(0.0%)

1 - 3 Points



1 Pupils
(3.3%)

Benjamin Phillips

4 - 5 Points



0 Pupils
(0.0%)

6 - 7 Points



21 Pupils
(70.0%)

Nathan Allen
Chloe Baker
Emma Brown
Nicholas Clark
Samantha Clarke
Ashley Cooper
Ethan Davies
Olivia Edwards
Hannah Green
Addison Harris
Alyssa Hill
Natalie James
Anthony Johnson
Emily Jones
Tyler Lee
Ryan Martin
John Moore
Jonathan Morgan
Jayden Morris
David Patel
Ava Roberts

8 - 9 Points



8 Pupils
(26.7%)

Joshua Evans
Alexander Hall
Christian Harrison
Abigail Hughes
Joseph Jackson
Mia King
Elizabeth Lewis
Madison Robinson

End of Foundation Stage Analysis Report

Area of Learning - Progression List (continued)

Emotional Development

No Progress



0 Pupils
(0.0%)

1 - 3 Points



1 Pupils
(3.3%)

Benjamin Phillips

4 - 5 Points



2 Pupils
(6.7%)

Nicholas Clark
Hannah Green

6 - 7 Points



11 Pupils
(36.7%)

Chloe Baker
Emma Brown
Ashley Cooper
Ethan Davies
Christian Harrison
Anthony Johnson
Ryan Martin
John Moore
Jonathan Morgan
David Patel
Ava Roberts

8 - 9 Points



16 Pupils
(53.3%)

Nathan Allen
Samantha Clarke
Olivia Edwards
Joshua Evans
Alexander Hall
Addison Harris
Alyssa Hill
Abigail Hughes
Joseph Jackson
Natalie James
Emily Jones
Mia King
Tyler Lee
Elizabeth Lewis
Jayden Morris
Madison Robinson

End of Foundation Stage Analysis Report

Area of Learning - Progression List (continued)

Language for Communication and Thinking

No Progress



0 Pupils
(0.0%)

1 - 3 Points



3 Pupils
(10.0%)

Nathan Allen
Hannah Green
Ava Roberts

4 - 5 Points



7 Pupils
(23.3%)

Ethan Davies
Christian Harrison
Alyssa Hill
Joseph Jackson
Jonathan Morgan
Jayden Morris
David Patel

6 - 7 Points



14 Pupils
(46.7%)

Chloe Baker
Emma Brown
Nicholas Clark
Samantha Clarke
Ashley Cooper
Olivia Edwards
Addison Harris
Abigail Hughes
Natalie James
Emily Jones
Mia King
Tyler Lee
John Moore
Madison Robinson

8 - 9 Points



6 Pupils
(20.0%)

Joshua Evans
Alexander Hall
Anthony Johnson
Elizabeth Lewis
Ryan Martin
Benjamin Phillips

End of Foundation Stage Analysis Report

Area of Learning - Progression List (continued)

Linking Sounds and Letters

No Progress



0 Pupils
(0.0%)

1 - 3 Points



2 Pupils
(6.7%)

Hannah Green
Ava Roberts

4 - 5 Points



7 Pupils
(23.3%)

Nathan Allen
Emma Brown
Nicholas Clark
Ashley Cooper
John Moore
Jonathan Morgan
David Patel

6 - 7 Points



16 Pupils
(53.3%)

Chloe Baker
Samantha Clarke
Ethan Davies
Olivia Edwards
Joshua Evans
Addison Harris
Christian Harrison
Alyssa Hill
Joseph Jackson
Anthony Johnson
Emily Jones
Mia King
Elizabeth Lewis
Ryan Martin
Jayden Morris
Benjamin Phillips

8 - 9 Points



5 Pupils
(16.7%)

Alexander Hall
Abigail Hughes
Natalie James
Tyler Lee
Madison Robinson

End of Foundation Stage Analysis Report

Area of Learning - Progression List (continued)

Reading

No Progress



0 Pupils
(0.0%)

1 - 3 Points



1 Pupils
(3.3%)

Ava Roberts

4 - 5 Points



7 Pupils
(23.3%)

Emma Brown
Nicholas Clark
Hannah Green
Christian Harrison
Anthony Johnson
Jonathan Morgan
David Patel

6 - 7 Points



20 Pupils
(66.7%)

Nathan Allen
Chloe Baker
Samantha Clarke
Ashley Cooper
Ethan Davies
Joshua Evans
Alexander Hall
Addison Harris
Alyssa Hill
Joseph Jackson
Natalie James
Emily Jones
Mia King
Tyler Lee
Elizabeth Lewis
Ryan Martin
John Moore
Jayden Morris
Benjamin Phillips
Madison Robinson

8 - 9 Points



2 Pupils
(6.7%)

Olivia Edwards
Abigail Hughes

End of Foundation Stage Analysis Report

Area of Learning - Progression List (continued)

Writing

No Progress



0 Pupils
(0.0%)

1 - 3 Points



3 Pupils
(10.0%)

Nathan Allen
Hannah Green
Ava Roberts

4 - 5 Points



9 Pupils
(30.0%)

Emma Brown
Nicholas Clark
Ashley Cooper
Alyssa Hill
Joseph Jackson
John Moore
Jonathan Morgan
Jayden Morris
David Patel

6 - 7 Points



17 Pupils
(56.7%)

Chloe Baker
Samantha Clarke
Ethan Davies
Olivia Edwards
Joshua Evans
Alexander Hall
Addison Harris
Christian Harrison
Abigail Hughes
Natalie James
Anthony Johnson
Emily Jones
Mia King
Tyler Lee
Elizabeth Lewis
Ryan Martin
Benjamin Phillips

8 - 9 Points



1 Pupils
(3.3%)

Madison Robinson

End of Foundation Stage Analysis Report

Area of Learning - Progression List (continued)

Numbers as Labels and for Counting

No Progress



0 Pupils
(0.0%)

1 - 3 Points



25 Pupils
(83.3%)

- Nathan Allen
- Chloe Baker
- Emma Brown
- Nicholas Clark
- Samantha Clarke
- Ashley Cooper
- Ethan Davies
- Olivia Edwards
- Joshua Evans
- Hannah Green
- Alexander Hall
- Addison Harris
- Christian Harrison
- Alyssa Hill
- Abigail Hughes
- Joseph Jackson
- Natalie James
- Anthony Johnson
- Emily Jones
- Tyler Lee
- Ryan Martin
- Jayden Morris
- David Patel
- Benjamin Phillips
- Madison Robinson

4 - 5 Points



4 Pupils
(13.3%)

- Mia King
- John Moore
- Jonathan Morgan
- Ava Roberts

6 - 7 Points



0 Pupils
(0.0%)

8 - 9 Points



1 Pupils
(3.3%)

- Elizabeth Lewis

End of Foundation Stage Analysis Report

Area of Learning - Progression List (continued)

Calculating

No Progress



0 Pupils
(0.0%)

1 - 3 Points



2 Pupils
(6.7%)

Hannah Green
Ava Roberts

4 - 5 Points



7 Pupils
(23.3%)

Emma Brown
Nicholas Clark
Joseph Jackson
John Moore
Jonathan Morgan
Jayden Morris
David Patel

6 - 7 Points



16 Pupils
(53.3%)

Nathan Allen
Chloe Baker
Samantha Clarke
Ashley Cooper
Ethan Davies
Joshua Evans
Addison Harris
Christian Harrison
Alyssa Hill
Anthony Johnson
Emily Jones
Mia King
Tyler Lee
Elizabeth Lewis
Ryan Martin
Benjamin Phillips

8 - 9 Points



5 Pupils
(16.7%)

Olivia Edwards
Alexander Hall
Abigail Hughes
Natalie James
Madison Robinson

End of Foundation Stage Analysis Report

Area of Learning - Progression List (continued)

Shape, Space and Measures

No Progress



0 Pupils
(0.0%)

1 - 3 Points



3 Pupils
(10.0%)

Ethan Davies
Hannah Green
Anthony Johnson

4 - 5 Points



13 Pupils
(43.3%)

Emma Brown
Nicholas Clark
Ashley Cooper
Olivia Edwards
Joshua Evans
Alexander Hall
Christian Harrison
Abigail Hughes
Joseph Jackson
Emily Jones
John Moore
David Patel
Benjamin Phillips

6 - 7 Points



14 Pupils
(46.7%)

Nathan Allen
Chloe Baker
Samantha Clarke
Addison Harris
Alyssa Hill
Natalie James
Mia King
Tyler Lee
Elizabeth Lewis
Ryan Martin
Jonathan Morgan
Jayden Morris
Ava Roberts
Madison Robinson

8 - 9 Points



0 Pupils
(0.0%)

End of Foundation Stage Analysis Report

Area of Learning - Progression List (continued)

Knowledge and Understanding of the World

No Progress



0 Pupils
(0.0%)

1 - 3 Points



0 Pupils
(0.0%)

4 - 5 Points



9 Pupils
(30.0%)

Nathan Allen
Nicholas Clark
Hannah Green
Joseph Jackson
John Moore
Jonathan Morgan
Jayden Morris
David Patel
Ava Roberts

6 - 7 Points



11 Pupils
(36.7%)

Chloe Baker
Emma Brown
Ashley Cooper
Ethan Davies
Addison Harris
Christian Harrison
Alyssa Hill
Anthony Johnson
Emily Jones
Mia King
Benjamin Phillips

8 - 9 Points



10 Pupils
(33.3%)

Samantha Clarke
Olivia Edwards
Joshua Evans
Alexander Hall
Abigail Hughes
Natalie James
Tyler Lee
Elizabeth Lewis
Ryan Martin
Madison Robinson

End of Foundation Stage Analysis Report

Area of Learning - Progression List (continued)

Physical Development

No Progress



0 Pupils
(0.0%)

1 - 3 Points



5 Pupils
(16.7%)

Hannah Green
Alyssa Hill
Jayden Morris
Benjamin Phillips
Ava Roberts

4 - 5 Points



12 Pupils
(40.0%)

Nathan Allen
Emma Brown
Nicholas Clark
Samantha Clarke
Ashley Cooper
Ethan Davies
Christian Harrison
Joseph Jackson
Anthony Johnson
Ryan Martin
Jonathan Morgan
David Patel

6 - 7 Points



12 Pupils
(40.0%)

Chloe Baker
Olivia Edwards
Joshua Evans
Alexander Hall
Addison Harris
Abigail Hughes
Natalie James
Emily Jones
Mia King
Tyler Lee
John Moore
Madison Robinson

8 - 9 Points



1 Pupils
(3.3%)

Elizabeth Lewis

End of Foundation Stage Analysis Report

Area of Learning - Progression List (continued)

Creative Development

No Progress



0 Pupils
(0.0%)

1 - 3 Points



4 Pupils
(13.3%)

Nathan Allen
Jonathan Morgan
Benjamin Phillips
Ava Roberts

4 - 5 Points



4 Pupils
(13.3%)

Emma Brown
Hannah Green
Joseph Jackson
Jayden Morris

6 - 7 Points



18 Pupils
(60.0%)

Chloe Baker
Nicholas Clark
Samantha Clarke
Ashley Cooper
Ethan Davies
Alexander Hall
Addison Harris
Christian Harrison
Alyssa Hill
Abigail Hughes
Anthony Johnson
Emily Jones
Mia King
Tyler Lee
Elizabeth Lewis
Ryan Martin
John Moore
David Patel

8 - 9 Points



4 Pupils
(13.3%)

Olivia Edwards
Joshua Evans
Natalie James
Madison Robinson



End of Foundation Stage Analysis Report

Baseline and End of FSP Pupil Scores and Summary

Name	PSED			CLL			PRSN			KUW			PD			CD			TOTAL			Likely KS1 Ability
	Baseline	Total	Progress	Baseline	Total	Progress	Baseline	Total	Progress	Baseline	Total	Progress	Baseline	Total	Progress	Baseline	Total	Progress	Baseline	Total	Progress	
Allen N	0.0	7.7	7.7	2.8	7.0	4.3	2.7	7.7	5.0	3.0	7.0	4.0	4.0	8.0	4.0	3.0	6.0	3.0	2.2	7.3	5.1	Level 2A+
Baker C	0.0	7.0	7.0	0.5	7.0	6.5	2.0	7.3	5.3	0.0	7.0	7.0	2.0	9.0	7.0	0.0	7.0	7.0	0.8	7.2	6.5	Level 2A+
Brown E	0.0	6.7	6.7	0.0	5.3	5.3	1.7	5.0	3.3	0.0	6.0	6.0	2.0	7.0	5.0	0.0	5.0	5.0	0.5	5.7	5.2	Level 2+
Clark N	0.0	5.7	5.7	0.0	5.3	5.3	1.3	5.0	3.7	0.0	4.0	4.0	1.0	6.0	5.0	0.0	6.0	6.0	0.4	5.3	4.9	Level 2+
Clarke S	0.0	7.3	7.3	0.0	6.5	6.5	2.0	6.7	4.7	0.0	8.0	8.0	1.0	6.0	5.0	0.0	7.0	7.0	0.5	6.8	6.3	Level 2B+
Cooper A	0.0	7.0	7.0	0.0	5.8	5.8	3.0	6.7	3.7	0.0	6.0	6.0	1.0	6.0	5.0	0.0	6.0	6.0	0.8	6.3	5.5	Level 2B+
Davies E	0.0	6.3	6.3	0.5	6.8	6.3	3.0	7.3	4.3	0.0	7.0	7.0	2.0	6.0	4.0	0.0	6.0	6.0	1.0	6.7	5.7	Level 2B+
Edwards O	0.0	8.0	8.0	1.5	8.8	7.3	3.7	8.3	4.7	0.0	8.0	8.0	1.0	8.0	7.0	0.0	8.0	8.0	1.4	8.3	6.9	Level 3+
Evans J	0.0	7.7	7.7	0.5	7.8	7.3	3.3	7.7	4.3	0.0	8.0	8.0	2.0	9.0	7.0	0.0	8.0	8.0	1.1	7.8	6.8	Level 2A+
Green H	0.0	5.3	5.3	0.0	3.5	3.5	1.0	3.7	2.7	0.0	4.0	4.0	1.0	4.0	3.0	0.0	5.0	5.0	0.3	4.2	3.8	Level 1A+
Hall A	0.0	8.3	8.3	0.5	8.0	7.5	3.7	8.3	4.7	0.0	8.0	8.0	1.0	8.0	7.0	0.0	7.0	7.0	1.1	8.1	7.0	Level 3+
Harris A	0.0	7.3	7.3	0.5	6.8	6.3	1.3	6.7	5.3	0.0	7.0	7.0	2.0	8.0	6.0	0.0	7.0	7.0	0.6	7.0	6.4	Level 2A+
Harrison C	0.0	7.3	7.3	0.5	6.0	5.5	3.0	7.0	4.0	0.0	6.0	6.0	1.0	6.0	5.0	0.0	7.0	7.0	0.9	6.6	5.7	Level 2B+
Hill A	0.0	7.3	7.3	0.8	6.0	5.3	1.3	6.7	5.3	0.0	6.0	6.0	1.0	4.0	3.0	0.0	7.0	7.0	0.6	6.4	5.8	Level 2B+
Hughes A	0.0	8.3	8.3	0.8	8.3	7.5	3.7	8.3	4.7	0.0	8.0	8.0	2.0	9.0	7.0	0.0	7.0	7.0	1.2	8.2	7.0	Level 3+
Jackson J	0.0	8.3	8.3	2.3	7.5	5.3	4.0	7.7	3.7	3.0	7.0	4.0	3.0	8.0	5.0	3.0	7.0	4.0	2.3	7.7	5.4	Level 2A+
James N	0.0	8.0	8.0	0.8	8.0	7.3	2.7	8.3	5.7	0.0	8.0	8.0	2.0	9.0	7.0	0.0	9.0	9.0	1.0	8.2	7.2	Level 3+
Johnson A	0.0	7.0	7.0	0.3	7.0	6.8	3.7	7.0	3.3	0.0	7.0	7.0	2.0	7.0	5.0	0.0	7.0	7.0	1.1	7.0	5.9	Level 2A+
Jones E	0.0	7.3	7.3	0.3	6.5	6.3	2.3	6.3	4.0	0.0	7.0	7.0	1.0	7.0	6.0	0.0	7.0	7.0	0.7	6.8	6.1	Level 2B+
King M	0.0	8.0	8.0	0.8	7.0	6.3	1.3	7.3	6.0	0.0	7.0	7.0	1.0	8.0	7.0	0.0	7.0	7.0	0.6	7.4	6.8	Level 2A+
Lee T	0.0	7.7	7.7	0.5	7.5	7.0	2.3	7.0	4.7	0.0	8.0	8.0	2.0	8.0	6.0	0.0	6.0	6.0	0.8	7.4	6.5	Level 2A+
Lewis E	0.0	8.0	8.0	0.0	6.8	6.8	0.0	7.3	7.3	0.0	8.0	8.0	0.0	8.0	8.0	0.0	6.0	6.0	0.0	7.3	7.3	Level 2A+
Martin R	0.0	7.0	7.0	0.5	7.3	6.8	2.7	7.3	4.7	0.0	8.0	8.0	2.0	7.0	5.0	0.0	7.0	7.0	0.9	7.2	6.3	Level 2A+
Moore J	0.0	6.0	6.0	0.3	5.5	5.3	1.7	6.0	4.3	0.0	5.0	5.0	1.0	7.0	6.0	0.0	7.0	7.0	0.5	5.9	5.4	Level 2+
Morgan J	0.0	7.0	7.0	2.0	6.5	4.5	1.3	6.7	5.3	2.0	6.0	4.0	3.0	8.0	5.0	3.0	6.0	3.0	1.5	6.7	5.2	Level 2B+
Morris J	0.0	7.7	7.7	2.5	7.5	5.0	2.3	7.3	5.0	3.0	8.0	5.0	3.0	6.0	3.0	3.0	7.0	4.0	2.0	7.4	5.4	Level 2A+
Patel D	0.0	6.0	6.0	0.3	4.8	4.5	1.3	5.0	3.7	0.0	5.0	5.0	1.0	6.0	5.0	0.0	6.0	6.0	0.5	5.3	4.8	Level 2+
Phillips B	2.0	6.3	4.3	0.0	6.8	6.8	2.3	6.7	4.3	0.0	6.0	6.0	4.0	7.0	3.0	3.0	6.0	3.0	1.5	6.5	5.0	Level 2B+
Roberts A	0.0	6.3	6.3	2.3	5.3	3.0	1.7	5.7	4.0	2.0	7.0	5.0	3.0	5.0	2.0	3.0	6.0	3.0	1.7	5.8	4.1	Level 2+
Robinson M	0.0	8.7	8.7	0.8	8.3	7.5	2.7	8.3	5.7	0.0	8.0	8.0	2.0	8.0	6.0	0.0	8.0	8.0	1.0	8.3	7.3	Level 3+

PSED/CLL/PRSN average calculated by total in all areas divided by number of areas



End of Foundation Stage Analysis Report

Baseline and End of FSP Pupil Scores and Summary

	Number	%	Pupils
Less than 3 Points Progress from Baseline	0	0	

	Number	%	Pupils
3 Points or more Progress from Baseline	30	100	Allen N Baker C Brown E Clark N Clarke S Cooper A Davies E Edwards O Evans J Green H Hall A Harris A Harrison C Hill A Hughes A Jackson J James N Johnson A Jones E King M Lee T Lewis E Martin R Moore J Morgan J Morris J Patel D Phillips B Roberts A Robinson M



End of Foundation Stage Analysis Report

Baseline and End of FSP Pupil Scores and Summary

	Number	%	Pupils
Less than 6 Points Progress from Baseline	16	53	Allen N Brown E Clark N Cooper A Davies E Green H Harrison C Hill A Jackson J Johnson A Moore J Morgan J Morris J Patel D Phillips B Roberts A

	Number	%	Pupils
6 Points or more Progress from Baseline	14	47	Baker C Clarke S Edwards O Evans J Hall A Harris A Hughes A James N Jones E King M Lee T Lewis E Martin R Robinson M



End of Foundation Stage Analysis Report

Mapping Against Potential Grids

Personal, Social and Emotional Development

	Total Average Score									
	0 < 1	1 < 2	2 < 3	3 < 4	4 < 5	5 < 6	6 < 7	7 < 8	8 < 9	9
Baseline 0 < 1						Clark, N Green, H	Brown, E Davies, E Moore, J Patel, D Roberts, A	Allen, N Baker, C Clarke, S Cooper, A Evans, J Harris, A Harrison, C Hill, A Johnson, A Jones, E Lee, T Martin, R Morgan, J Morris, J	Edwards, O Hall, A Hughes, A Jackson, J James, N King, M Lewis, E Robinson, M	
Baseline 1 < 2										
Baseline 2 < 3							Phillips, B			
Baseline 3+										

PSED/CLL/PRSN average calculated by total in all areas divided by number of areas



End of Foundation Stage Analysis Report

Mapping Against Potential Grids

Dispositions and Attitude

	Total Average Score									
	0	1	2	3	4	5	6	7	8	9
Baseline 0 < 1							Clark, N Green, H Moore, J Patel, D Roberts, A	Baker, C Brown, E Clarke, S Cooper, A Davies, E Evans, J Harris, A Harrison, C Hill, A Jones, E Martin, R Phillips, B	Allen, N Jackson, J Johnson, A King, M Lee, T Lewis, E Morgan, J Morris, J	Edwards, O Hall, A Hughes, A James, N Robinson, M
Baseline 1 < 2										
Baseline 2 < 3										
Baseline 3+										



End of Foundation Stage Analysis Report

Mapping Against Potential Grids

Social Development

	Total Average Score									
	0	1	2	3	4	5	6	7	8	9
Baseline 0 < 1							Brown, E Clark, N Davies, E Green, H Johnson, A Moore, J Morgan, J Patel, D	Allen, N Baker, C Clarke, S Cooper, A Edwards, O Harris, A Hill, A James, N Jones, E Lee, T Martin, R Morris, J Roberts, A	Evans, J Hall, A Harrison, C Hughes, A Jackson, J King, M Lewis, E	Robinson, M
Baseline 1 < 2										
Baseline 2 < 3										
Baseline 3+							Phillips, B			



End of Foundation Stage Analysis Report

Mapping Against Potential Grids

Emotional Development

	Total Average Score									
	0	1	2	3	4	5	6	7	8	9
Baseline 0 < 1					Green, H	Clark, N	Davies, E Moore, J Patel, D Roberts, A	Baker, C Brown, E Cooper, A Harrison, C Johnson, A Martin, R Morgan, J	Allen, N Clarke, S Edwards, O Evans, J Hall, A Harris, A Hill, A Hughes, A James, N Jones, E King, M Lee, T Lewis, E Morris, J Robinson, M	Jackson, J
Baseline 1 < 2										
Baseline 2 < 3										
Baseline 3+							Phillips, B			



End of Foundation Stage Analysis Report

Mapping Against Potential Grids

Communication, Language and Literacy

	Total Average Score									
	0 < 1	1 < 2	2 < 3	3 < 4	4 < 5	5 < 6	6 < 7	7 < 8	8 < 9	9
Baseline 0 < 1				Green, H	Patel, D	Brown, E Clark, N Cooper, A Moore, J	Clarke, S Davies, E Harris, A Harrison, C Hill, A Jones, E Lewis, E Phillips, B	Baker, C Evans, J Johnson, A King, M Lee, T Martin, R	Hall, A Hughes, A James, N Robinson, M	
Baseline 1 < 2									Edwards, O	
Baseline 2 < 3						Roberts, A	Morgan, J	Allen, N Jackson, J Morris, J		
Baseline 3+										

PSED/CLL/PRSN average calculated by total in all areas divided by number of areas



End of Foundation Stage Analysis Report

Mapping Against Potential Grids

Language for Communication and Thinking

	Total Average Score									
	0	1	2	3	4	5	6	7	8	9
Baseline 0 < 1				Green, H				Brown, E Clark, N Clarke, S Cooper, A	Johnson, A Lewis, E Phillips, B	
Baseline 1 < 2							Davies, E Harrison, C Hill, A Patel, D	Jones, E Moore, J	Harris, A Hughes, A Lee, T	Evans, J Hall, A Martin, R
Baseline 2 < 3									Baker, C King, M Robinson, M	Edwards, O James, N
Baseline 3+							Roberts, A	Allen, N Morgan, J Morris, J	Jackson, J	



End of Foundation Stage Analysis Report

Mapping Against Potential Grids

Linking Sounds and Letters

	Total Average Score									
	0	1	2	3	4	5	6	7	8	9
Baseline 0 < 1				Green, H	Brown, E Clark, N Moore, J Patel, D	Cooper, A	Clarke, S Harris, A Harrison, C Hill, A Jones, E King, M Lewis, E Phillips, B	Baker, C Davies, E Evans, J Johnson, A Martin, R	Hall, A James, N Lee, T	Robinson, M
Baseline 1 < 2							Morgan, J			Hughes, A
Baseline 2 < 3						Roberts, A		Allen, N	Jackson, J Morris, J	Edwards, O
Baseline 3+										



End of Foundation Stage Analysis Report

Mapping Against Potential Grids

Reading

	Total Average Score									
	0	1	2	3	4	5	6	7	8	9
Baseline 0 < 1						Brown, E Clark, N Green, H Patel, D	Cooper, A Moore, J	Baker, C Clarke, S Jones, E Lewis, E Phillips, B	Hughes, A	
Baseline 1 < 2							Harrison, C Johnson, A	Davies, E Harris, A Hill, A Martin, R	Evans, J Hall, A James, N King, M Lee, T Robinson, M	Edwards, O
Baseline 2 < 3						Roberts, A		Morgan, J	Allen, N Jackson, J Morris, J	
Baseline 3+										



End of Foundation Stage Analysis Report

Mapping Against Potential Grids

Writing

	Total Average Score									
	0	1	2	3	4	5	6	7	8	9
Baseline 0 < 1				Green, H	Patel, D	Brown, E Clark, N Cooper, A Moore, J	Baker, C Clarke, S Harris, A Harrison, C Jones, E King, M Lee, T Lewis, E Martin, R Phillips, B	Davies, E Evans, J Hall, A James, N Johnson, A	Robinson, M	
Baseline 1 < 2						Hill, A			Edwards, O Hughes, A	
Baseline 2 < 3						Roberts, A	Jackson, J Morgan, J			
Baseline 3+							Allen, N	Morris, J		



End of Foundation Stage Analysis Report

Mapping Against Potential Grids

Problem Solving, Reasoning and Numeracy

	Total Average Score									
	0 < 1	1 < 2	2 < 3	3 < 4	4 < 5	5 < 6	6 < 7	7 < 8	8 < 9	9
Baseline 0 < 1								Lewis, E		
Baseline 1 < 2				Green, H		Brown, E Clark, N Patel, D Roberts, A	Harris, A Hill, A Moore, J Morgan, J	King, M		
Baseline 2 < 3							Clarke, S Jones, E Phillips, B	Allen, N Baker, C Lee, T Martin, R Morris, J	James, N Robinson, M	
Baseline 3+							Cooper, A	Davies, E Evans, J Harrison, C Jackson, J Johnson, A	Edwards, O Hall, A Hughes, A	

PSSED/CLL/PRSN average calculated by total in all areas divided by number of areas



End of Foundation Stage Analysis Report

Mapping Against Potential Grids

Numbers as Labels and for Counting

	Total Average Score									
	0	1	2	3	4	5	6	7	8	9
Baseline 0 < 1									Lewis, E	
Baseline 1 < 2					Green, H					
Baseline 2 < 3						Clark, N Patel, D				
Baseline 3+						Brown, E		Clarke, S Cooper, A Harris, A Hill, A Jones, E Lee, T Moore, J Morgan, J Phillips, B Roberts, A	Allen, N Baker, C Davies, E Evans, J Harrison, C Jackson, J Johnson, A King, M Martin, R Morris, J	Edwards, O Hall, A Hughes, A James, N Robinson, M



End of Foundation Stage Analysis Report

Mapping Against Potential Grids

Calculating

	Total Average Score									
	0	1	2	3	4	5	6	7	8	9
Baseline 0 < 1			Green, H		Brown, E Clark, N Patel, D	Moore, J	Clarke, S Cooper, A Harris, A Harrison, C Hill, A Johnson, A Jones, E Phillips, B	Baker, C Davies, E Evans, J King, M Lee, T Lewis, E Martin, R	Edwards, O Hall, A Hughes, A James, N Robinson, M	
Baseline 1 < 2							Morgan, J			
Baseline 2 < 3					Roberts, A			Jackson, J Morris, J	Allen, N	
Baseline 3+										



End of Foundation Stage Analysis Report

Mapping Against Potential Grids

Shape, Space and Measures

	Total Average Score									
	0	1	2	3	4	5	6	7	8	9
Baseline 0 < 1							Roberts, A	Allen, N Clarke, S Harris, A Hill, A King, M Lewis, E Morgan, J Morris, J		
Baseline 1 < 2							Jones, E	Baker, C Lee, T Martin, R	James, N Robinson, M	
Baseline 2 < 3						Green, H	Brown, E Clark, N Moore, J Patel, D			
Baseline 3+								Cooper, A Davies, E Harrison, C Johnson, A Phillips, B	Edwards, O Evans, J Hall, A Hughes, A Jackson, J	



End of Foundation Stage Analysis Report

Mapping Against Potential Grids

Knowledge and Understanding of the World

	Total Average Score									
	0	1	2	3	4	5	6	7	8	9
Baseline 0 < 1					Clark, N Green, H	Moore, J Patel, D	Brown, E Cooper, A Harrison, C Hill, A Phillips, B	Baker, C Davies, E Harris, A Johnson, A Jones, E King, M	Clarke, S Edwards, O Evans, J Hall, A Hughes, A James, N Lee, T Lewis, E Martin, R Robinson, M	
Baseline 1 < 2										
Baseline 2 < 3							Morgan, J	Roberts, A		
Baseline 3+								Allen, N Jackson, J	Morris, J	



End of Foundation Stage Analysis Report

Mapping Against Potential Grids

Physical Development

	Total Average Score									
	0	1	2	3	4	5	6	7	8	9
Baseline 0 < 1									Lewis, E	
Baseline 1 < 2					Green, H Hill, A		Clark, N Clarke, S Cooper, A Harrison, C Patel, D	Jones, E Moore, J	Edwards, O Hall, A King, M	
Baseline 2 < 3							Davies, E	Brown, E Johnson, A Martin, R	Harris, A Lee, T Robinson, M	Baker, C Evans, J Hughes, A James, N
Baseline 3+						Roberts, A	Morris, J	Phillips, B	Allen, N Jackson, J Morgan, J	



End of Foundation Stage Analysis Report

Mapping Against Potential Grids

Creative Development

	Total Average Score									
	0	1	2	3	4	5	6	7	8	9
Baseline 0 < 1						Brown, E Green, H	Clark, N Cooper, A Davies, E Lee, T Lewis, E Patel, D	Baker, C Clarke, S Hall, A Harris, A Harrison, C Hill, A Hughes, A Johnson, A Jones, E King, M Martin, R Moore, J	Edwards, O Evans, J Robinson, M	James, N
Baseline 1 < 2										
Baseline 2 < 3										
Baseline 3+							Allen, N Morgan, J Phillips, B Roberts, A	Jackson, J Morris, J		



End of Foundation Stage Analysis Report

Foundation Stage Profile Fact Sheet to support OfSTED and SIP Meetings

Dispositions and Attitude	All		Boys		Girls		List of Pupils
	Number	%	Number	%	Number	%	
0-3 points in DA	0	0	0	0	0	0	
4-7 points in DA	17	57	8	27	9	30	Baker C Brown E Clark N Clarke S Cooper A Davies E Evans J Green H Harris A Harrison C Hill A Jones E Martin R Moore J Patel D Phillips B Roberts A
4+ points in DA	30	100	15	50	15	50	Allen N Baker C Brown E Clark N Clarke S Cooper A Davies E Edwards O Evans J Green H Hall A Harris A Harrison C Hill A Hughes A Jackson J James N Johnson A Jones E King M Lee T Lewis E Martin R Moore J Morgan J Morris J Patel D Phillips B Roberts A Robinson M



End of Foundation Stage Analysis Report

Foundation Stage Profile Fact Sheet to support OfSTED and SIP Meetings

Dispositions and Attitude (...Continued)	All		Boys		Girls		List of Pupils
	Number	%	Number	%	Number	%	
6+ points in DA	30	100	15	50	15	50	Allen N Baker C Brown E Clark N Clarke S Cooper A Davies E Edwards O Evans J Green H Hall A Harris A Harrison C Hill A Hughes A Jackson J James N Johnson A Jones E King M Lee T Lewis E Martin R Moore J Morgan J Morris J Patel D Phillips B Roberts A Robinson M
8+ points in DA	13	43	7	23	6	20	Allen N Edwards O Hall A Hughes A Jackson J James N Johnson A King M Lee T Lewis E Morgan J Morris J Robinson M



End of Foundation Stage Analysis Report

Foundation Stage Profile Fact Sheet to support OfSTED and SIP Meetings

Social Development	All		Boys		Girls		List of Pupils
	Number	%	Number	%	Number	%	
0-3 points in SD	0	0	0	0	0	0	
4-7 points in SD	22	73	11	37	11	37	Allen N Baker C Brown E Clark N Clarke S Cooper A Davies E Edwards O Green H Harris A Hill A James N Johnson A Jones E Lee T Martin R Moore J Morgan J Morris J Patel D Phillips B Roberts A
4+ points in SD	30	100	15	50	15	50	Allen N Baker C Brown E Clark N Clarke S Cooper A Davies E Edwards O Evans J Green H Hall A Harris A Harrison C Hill A Hughes A Jackson J James N Johnson A Jones E King M Lee T Lewis E Martin R Moore J Morgan J Morris J Patel D Phillips B Roberts A Robinson M



End of Foundation Stage Analysis Report

Foundation Stage Profile Fact Sheet to support OfSTED and SIP Meetings

Social Development (...Continued)	All		Boys		Girls		List of Pupils
	Number	%	Number	%	Number	%	
6+ points in SD	30	100	15	50	15	50	Allen N Baker C Brown E Clark N Clarke S Cooper A Davies E Edwards O Evans J Green H Hall A Harris A Harrison C Hill A Hughes A Jackson J James N Johnson A Jones E King M Lee T Lewis E Martin R Moore J Morgan J Morris J Patel D Phillips B Roberts A Robinson M
8+ points in SD	8	27	4	13	4	13	Evans J Hall A Harrison C Hughes A Jackson J King M Lewis E Robinson M



End of Foundation Stage Analysis Report

Foundation Stage Profile Fact Sheet to support OfSTED and SIP Meetings

Emotional Development	All		Boys		Girls		List of Pupils
	Number	%	Number	%	Number	%	
0-3 points in ED	0	0	0	0	0	0	
4-7 points in ED	14	47	9	30	5	17	Baker C Brown E Clark N Cooper A Davies E Green H Harrison C Johnson A Martin R Moore J Morgan J Patel D Phillips B Roberts A
4+ points in ED	30	100	15	50	15	50	Allen N Baker C Brown E Clark N Clarke S Cooper A Davies E Edwards O Evans J Green H Hall A Harris A Harrison C Hill A Hughes A Jackson J James N Johnson A Jones E King M Lee T Lewis E Martin R Moore J Morgan J Morris J Patel D Phillips B Roberts A Robinson M



End of Foundation Stage Analysis Report

Foundation Stage Profile Fact Sheet to support OfSTED and SIP Meetings

Emotional Development (...Continued)	All		Boys		Girls		List of Pupils
	Number	%	Number	%	Number	%	
6+ points in ED	28	93	14	47	14	47	Allen N Baker C Brown E Clarke S Cooper A Davies E Edwards O Evans J Hall A Harris A Harrison C Hill A Hughes A Jackson J James N Johnson A Jones E King M Lee T Lewis E Martin R Moore J Morgan J Morris J Patel D Phillips B Roberts A Robinson M
8+ points in ED	16	53	6	20	10	33	Allen N Clarke S Edwards O Evans J Hall A Harris A Hill A Hughes A Jackson J James N Jones E King M Lee T Lewis E Morris J Robinson M



End of Foundation Stage Analysis Report

Foundation Stage Profile Fact Sheet to support OfSTED and SIP Meetings

Language for Communication and Thinking	All		Boys		Girls		List of Pupils
	Number	%	Number	%	Number	%	
0-3 points in LCT	1	3	0	0	1	3	Green H
4-7 points in LCT	14	47	8	27	6	20	Allen N Brown E Clark N Clarke S Cooper A Davies E Harrison C Hill A Jones E Moore J Morgan J Morris J Patel D Roberts A
4+ points in LCT	29	97	15	50	14	47	Allen N Baker C Brown E Clark N Clarke S Cooper A Davies E Edwards O Evans J Hall A Harris A Harrison C Hill A Hughes A Jackson J James N Johnson A Jones E King M Lee T Lewis E Martin R Moore J Morgan J Morris J Patel D Phillips B Roberts A Robinson M



End of Foundation Stage Analysis Report

Foundation Stage Profile Fact Sheet to support OfSTED and SIP Meetings

Language for Communication and Thinking (...Continued)	All		Boys		Girls		List of Pupils
	Number	%	Number	%	Number	%	
6+ points in LCT	29	97	15	50	14	47	Allen N Baker C Brown E Clark N Clarke S Cooper A Davies E Edwards O Evans J Hall A Harris A Harrison C Hill A Hughes A Jackson J James N Johnson A Jones E King M Lee T Lewis E Martin R Moore J Morgan J Morris J Patel D Phillips B Roberts A Robinson M
8+ points in LCT	15	50	7	23	8	27	Baker C Edwards O Evans J Hall A Harris A Hughes A Jackson J James N Johnson A King M Lee T Lewis E Martin R Phillips B Robinson M



End of Foundation Stage Analysis Report

Foundation Stage Profile Fact Sheet to support OfSTED and SIP Meetings

Linking Sounds and Letters	All		Boys		Girls		List of Pupils
	Number	%	Number	%	Number	%	
0-3 points in LSL	1	3	0	0	1	3	Green H
4-7 points in LSL	21	70	11	37	10	33	Allen N Baker C Brown E Clark N Clarke S Cooper A Davies E Evans J Harris A Harrison C Hill A Johnson A Jones E King M Lewis E Martin R Moore J Morgan J Patel D Phillips B Roberts A
4+ points in LSL	29	97	15	50	14	47	Allen N Baker C Brown E Clark N Clarke S Cooper A Davies E Edwards O Evans J Hall A Harris A Harrison C Hill A Hughes A Jackson J James N Johnson A Jones E King M Lee T Lewis E Martin R Moore J Morgan J Morris J Patel D Phillips B Roberts A Robinson M



End of Foundation Stage Analysis Report

Foundation Stage Profile Fact Sheet to support OfSTED and SIP Meetings

Linking Sounds and Letters (...Continued)	All		Boys		Girls		List of Pupils
	Number	%	Number	%	Number	%	
6+ points in LSL	23	77	12	40	11	37	Allen N Baker C Clarke S Davies E Edwards O Evans J Hall A Harris A Harrison C Hill A Hughes A Jackson J James N Johnson A Jones E King M Lee T Lewis E Martin R Morgan J Morris J Phillips B Robinson M
8+ points in LSL	8	27	4	13	4	13	Edwards O Hall A Hughes A Jackson J James N Lee T Morris J Robinson M



End of Foundation Stage Analysis Report

Foundation Stage Profile Fact Sheet to support OfSTED and SIP Meetings

Reading	All		Boys		Girls		List of Pupils
	Number	%	Number	%	Number	%	
0-3 points in Read	0	0	0	0	0	0	
4-7 points in Read	19	63	9	30	10	33	Baker C Brown E Clark N Clarke S Cooper A Davies E Green H Harris A Harrison C Hill A Johnson A Jones E Lewis E Martin R Moore J Morgan J Patel D Phillips B Roberts A
4+ points in Read	30	100	15	50	15	50	Allen N Baker C Brown E Clark N Clarke S Cooper A Davies E Edwards O Evans J Green H Hall A Harris A Harrison C Hill A Hughes A Jackson J James N Johnson A Jones E King M Lee T Lewis E Martin R Moore J Morgan J Morris J Patel D Phillips B Roberts A Robinson M



End of Foundation Stage Analysis Report

Foundation Stage Profile Fact Sheet to support OfSTED and SIP Meetings

Reading (...Continued)	All		Boys		Girls		List of Pupils
	Number	%	Number	%	Number	%	
6+ points in Read	25	83	13	43	12	40	Allen N Baker C Clarke S Cooper A Davies E Edwards O Evans J Hall A Harris A Harrison C Hill A Hughes A Jackson J James N Johnson A Jones E King M Lee T Lewis E Martin R Moore J Morgan J Morris J Phillips B Robinson M
8+ points in Read	11	37	6	20	5	17	Allen N Edwards O Evans J Hall A Hughes A Jackson J James N King M Lee T Morris J Robinson M



End of Foundation Stage Analysis Report

Foundation Stage Profile Fact Sheet to support OfSTED and SIP Meetings

Writing	All		Boys		Girls		List of Pupils
	Number	%	Number	%	Number	%	
0-3 points in Wri	1	3	0	0	1	3	Green H
4-7 points in Wri	26	87	15	50	11	37	Allen N Baker C Brown E Clark N Clarke S Cooper A Davies E Evans J Hall A Harris A Harrison C Hill A Jackson J James N Johnson A Jones E King M Lee T Lewis E Martin R Moore J Morgan J Morris J Patel D Phillips B Roberts A
4+ points in Wri	29	97	15	50	14	47	Allen N Baker C Brown E Clark N Clarke S Cooper A Davies E Edwards O Evans J Hall A Harris A Harrison C Hill A Hughes A Jackson J James N Johnson A Jones E King M Lee T Lewis E Martin R Moore J Morgan J Morris J Patel D Phillips B Roberts A Robinson M



End of Foundation Stage Analysis Report

Foundation Stage Profile Fact Sheet to support OfSTED and SIP Meetings

Writing (...Continued)	All		Boys		Girls		List of Pupils
	Number	%	Number	%	Number	%	
6+ points in Wri	22	73	12	40	10	33	Allen N Baker C Clarke S Davies E Edwards O Evans J Hall A Harris A Harrison C Hughes A Jackson J James N Johnson A Jones E King M Lee T Lewis E Martin R Morgan J Morris J Phillips B Robinson M
8+ points in Wri	3	10	0	0	3	10	Edwards O Hughes A Robinson M



End of Foundation Stage Analysis Report

Foundation Stage Profile Fact Sheet to support OfSTED and SIP Meetings

Numbers as Labels and for Counting	All		Boys		Girls		List of Pupils
	Number	%	Number	%	Number	%	
0-3 points in NLC	0	0	0	0	0	0	
4-7 points in NLC	14	47	6	20	8	27	Brown E Clark N Clarke S Cooper A Green H Harris A Hill A Jones E Lee T Moore J Morgan J Patel D Phillips B Roberts A
4+ points in NLC	30	100	15	50	15	50	Allen N Baker C Brown E Clark N Clarke S Cooper A Davies E Edwards O Evans J Green H Hall A Harris A Harrison C Hill A Hughes A Jackson J James N Johnson A Jones E King M Lee T Lewis E Martin R Moore J Morgan J Morris J Patel D Phillips B Roberts A Robinson M



End of Foundation Stage Analysis Report

Foundation Stage Profile Fact Sheet to support OfSTED and SIP Meetings

Numbers as Labels and for Counting (...Continued)	All		Boys		Girls		List of Pupils
	Number	%	Number	%	Number	%	
6+ points in NLC	26	87	13	43	13	43	Allen N Baker C Clarke S Cooper A Davies E Edwards O Evans J Hall A Harris A Harrison C Hill A Hughes A Jackson J James N Johnson A Jones E King M Lee T Lewis E Martin R Moore J Morgan J Morris J Phillips B Roberts A Robinson M
8+ points in NLC	16	53	9	30	7	23	Allen N Baker C Davies E Edwards O Evans J Hall A Harrison C Hughes A Jackson J James N Johnson A King M Lewis E Martin R Morris J Robinson M



End of Foundation Stage Analysis Report

Foundation Stage Profile Fact Sheet to support OfSTED and SIP Meetings

Calculating	All		Boys		Girls		List of Pupils
	Number	%	Number	%	Number	%	
0-3 points in Calc	1	3	0	0	1	3	Green H
4-7 points in Calc	23	77	13	43	10	33	Baker C Brown E Clark N Clarke S Cooper A Davies E Evans J Harris A Harrison C Hill A Jackson J Johnson A Jones E King M Lee T Lewis E Martin R Moore J Morgan J Morris J Patel D Phillips B Roberts A
4+ points in Calc	29	97	15	50	14	47	Allen N Baker C Brown E Clark N Clarke S Cooper A Davies E Edwards O Evans J Hall A Harris A Harrison C Hill A Hughes A Jackson J James N Johnson A Jones E King M Lee T Lewis E Martin R Moore J Morgan J Morris J Patel D Phillips B Roberts A Robinson M



End of Foundation Stage Analysis Report

Foundation Stage Profile Fact Sheet to support OfSTED and SIP Meetings

Calculating (...Continued)	All		Boys		Girls		List of Pupils
	Number	%	Number	%	Number	%	
6+ points in Calc	24	80	12	40	12	40	Allen N Baker C Clarke S Cooper A Davies E Edwards O Evans J Hall A Harris A Harrison C Hill A Hughes A Jackson J James N Johnson A Jones E King M Lee T Lewis E Martin R Morgan J Morris J Phillips B Robinson M
8+ points in Calc	6	20	2	7	4	13	Allen N Edwards O Hall A Hughes A James N Robinson M



End of Foundation Stage Analysis Report

Foundation Stage Profile Fact Sheet to support OfSTED and SIP Meetings

Shape, Space and Measures	All		Boys		Girls		List of Pupils
	Number	%	Number	%	Number	%	
0-3 points in SSM	0	0	0	0	0	0	
4-7 points in SSM	23	77	12	40	11	37	Allen N Baker C Brown E Clark N Clarke S Cooper A Davies E Green H Harris A Harrison C Hill A Johnson A Jones E King M Lee T Lewis E Martin R Moore J Morgan J Morris J Patel D Phillips B Roberts A
4+ points in SSM	30	100	15	50	15	50	Allen N Baker C Brown E Clark N Clarke S Cooper A Davies E Edwards O Evans J Green H Hall A Harris A Harrison C Hill A Hughes A Jackson J James N Johnson A Jones E King M Lee T Lewis E Martin R Moore J Morgan J Morris J Patel D Phillips B Roberts A Robinson M



End of Foundation Stage Analysis Report

Foundation Stage Profile Fact Sheet to support OfSTED and SIP Meetings

Shape, Space and Measures (...Continued)	All		Boys		Girls		List of Pupils
	Number	%	Number	%	Number	%	
6+ points in SSM	29	97	15	50	14	47	Allen N Baker C Brown E Clark N Clarke S Cooper A Davies E Edwards O Evans J Hall A Harris A Harrison C Hill A Hughes A Jackson J James N Johnson A Jones E King M Lee T Lewis E Martin R Moore J Morgan J Morris J Patel D Phillips B Roberts A Robinson M
8+ points in SSM	7	23	3	10	4	13	Edwards O Evans J Hall A Hughes A Jackson J James N Robinson M



End of Foundation Stage Analysis Report

Foundation Stage Profile Fact Sheet to support OfSTED and SIP Meetings

Knowledge and Understanding of the World	All		Boys		Girls		List of Pupils
	Number	%	Number	%	Number	%	
0-3 points in KUW	0	0	0	0	0	0	
4-7 points in KUW	19	63	10	33	9	30	Allen N Baker C Brown E Clark N Cooper A Davies E Green H Harris A Harrison C Hill A Jackson J Johnson A Jones E King M Moore J Morgan J Patel D Phillips B Roberts A
4+ points in KUW	30	100	15	50	15	50	Allen N Baker C Brown E Clark N Clarke S Cooper A Davies E Edwards O Evans J Green H Hall A Harris A Harrison C Hill A Hughes A Jackson J James N Johnson A Jones E King M Lee T Lewis E Martin R Moore J Morgan J Morris J Patel D Phillips B Roberts A Robinson M



End of Foundation Stage Analysis Report

Foundation Stage Profile Fact Sheet to support OfSTED and SIP Meetings

Knowledge and Understanding of the World (...Continued)	All		Boys		Girls		List of Pupils
	Number	%	Number	%	Number	%	
6+ points in KUW	26	87	12	40	14	47	Allen N Baker C Brown E Clarke S Cooper A Davies E Edwards O Evans J Hall A Harris A Harrison C Hill A Hughes A Jackson J James N Johnson A Jones E King M Lee T Lewis E Martin R Morgan J Morris J Phillips B Roberts A Robinson M
8+ points in KUW	11	37	5	17	6	20	Clarke S Edwards O Evans J Hall A Hughes A James N Lee T Lewis E Martin R Morris J Robinson M



End of Foundation Stage Analysis Report

Foundation Stage Profile Fact Sheet to support OfSTED and SIP Meetings

Physical Development	All		Boys		Girls		List of Pupils
	Number	%	Number	%	Number	%	
0-3 points in PD	0	0	0	0	0	0	
4-7 points in PD	16	53	9	30	7	23	Brown E Clark N Clarke S Cooper A Davies E Green H Harrison C Hill A Johnson A Jones E Martin R Moore J Morris J Patel D Phillips B Roberts A
4+ points in PD	30	100	15	50	15	50	Allen N Baker C Brown E Clark N Clarke S Cooper A Davies E Edwards O Evans J Green H Hall A Harris A Harrison C Hill A Hughes A Jackson J James N Johnson A Jones E King M Lee T Lewis E Martin R Moore J Morgan J Morris J Patel D Phillips B Roberts A Robinson M



End of Foundation Stage Analysis Report

Foundation Stage Profile Fact Sheet to support OfSTED and SIP Meetings

Physical Development (...Continued)	All		Boys		Girls		List of Pupils
	Number	%	Number	%	Number	%	
6+ points in PD	27	90	15	50	12	40	Allen N Baker C Brown E Clark N Clarke S Cooper A Davies E Edwards O Evans J Hall A Harris A Harrison C Hughes A Jackson J James N Johnson A Jones E King M Lee T Lewis E Martin R Moore J Morgan J Morris J Patel D Phillips B Robinson M
8+ points in PD	14	47	6	20	8	27	Allen N Baker C Edwards O Evans J Hall A Harris A Hughes A Jackson J James N King M Lee T Lewis E Morgan J Robinson M



End of Foundation Stage Analysis Report

Foundation Stage Profile Fact Sheet to support OfSTED and SIP Meetings

Creative Development	All		Boys		Girls		List of Pupils
	Number	%	Number	%	Number	%	
0-3 points in CD	0	0	0	0	0	0	
4-7 points in CD	26	87	14	47	12	40	Allen N Baker C Brown E Clark N Clarke S Cooper A Davies E Green H Hall A Harris A Harrison C Hill A Hughes A Jackson J Johnson A Jones E King M Lee T Lewis E Martin R Moore J Morgan J Morris J Patel D Phillips B Roberts A
4+ points in CD	30	100	15	50	15	50	Allen N Baker C Brown E Clark N Clarke S Cooper A Davies E Edwards O Evans J Green H Hall A Harris A Harrison C Hill A Hughes A Jackson J James N Johnson A Jones E King M Lee T Lewis E Martin R Moore J Morgan J Morris J Patel D Phillips B Roberts A Robinson M



End of Foundation Stage Analysis Report

Foundation Stage Profile Fact Sheet to support OfSTED and SIP Meetings

Creative Development (...Continued)	All		Boys		Girls		List of Pupils
	Number	%	Number	%	Number	%	
6+ points in CD	28	93	15	50	13	43	Allen N Baker C Clark N Clarke S Cooper A Davies E Edwards O Evans J Hall A Harris A Harrison C Hill A Hughes A Jackson J James N Johnson A Jones E King M Lee T Lewis E Martin R Moore J Morgan J Morris J Patel D Phillips B Roberts A Robinson M
8+ points in CD	4	13	1	3	3	10	Edwards O Evans J James N Robinson M



End of Foundation Stage Analysis Report

Foundation Stage Profile Fact Sheet to support OfSTED and SIP Meetings

General Areas	All		Boys		Girls		List of Pupils
	Number	%	Number	%	Number	%	
6+ points in PSED (6 points in all areas)	28	93	14	47	14	47	Allen N Baker C Brown E Clarke S Cooper A Davies E Edwards O Evans J Hall A Harris A Harrison C Hill A Hughes A Jackson J James N Johnson A Jones E King M Lee T Lewis E Martin R Moore J Morgan J Morris J Patel D Phillips B Roberts A Robinson M



End of Foundation Stage Analysis Report

General Areas	All		Boys		Girls		List of Pupils
	Number	%	Number	%	Number	%	
6+ points in CLL (6 points in all areas)	22	73	12	40	10	33	Allen N Baker C Clarke S Davies E Edwards O Evans J Hall A Harris A Harrison C Hughes A Jackson J James N Johnson A Jones E King M Lee T Lewis E Martin R Morgan J Morris J Phillips B Robinson M



End of Foundation Stage Analysis Report

General Areas	All		Boys		Girls		List of Pupils
	Number	%	Number	%	Number	%	
6+ points in PRSN (6 points in all areas)	24	80	12	40	12	40	Allen N Baker C Clarke S Cooper A Davies E Edwards O Evans J Hall A Harris A Harrison C Hill A Hughes A Jackson J James N Johnson A Jones E King M Lee T Lewis E Martin R Morgan J Morris J Phillips B Robinson M



End of Foundation Stage Analysis Report

General Areas	All		Boys		Girls		List of Pupils
	Number	%	Number	%	Number	%	
6+ points in PSED and CLL (6 points in all areas)	22	73	12	40	10	33	Allen N Baker C Clarke S Davies E Edwards O Evans J Hall A Harris A Harrison C Hughes A Jackson J James N Johnson A Jones E King M Lee T Lewis E Martin R Morgan J Morris J Phillips B Robinson M
6+ points in PSED and PRSN (6 points in all areas)	24	80	12	40	12	40	Allen N Baker C Clarke S Cooper A Davies E Edwards O Evans J Hall A Harris A Harrison C Hill A Hughes A Jackson J James N Johnson A Jones E King M Lee T Lewis E Martin R Morgan J Morris J Phillips B Robinson M



End of Foundation Stage Analysis Report

Foundation Stage Profile Fact Sheet to support OfSTED and SIP Meetings

General Areas (...Continued)	All		Boys		Girls		List of Pupils
	Number	%	Number	%	Number	%	
78+ points overall	24	80	12	40	12	40	Allen N Baker C Clarke S Cooper A Davies E Edwards O Evans J Hall A Harris A Harrison C Hill A Hughes A Jackson J James N Johnson A Jones E King M Lee T Lewis E Martin R Morgan J Morris J Phillips B Robinson M
78+ points overall including 6+ at PSED/CLL (6 points in all areas)	22	73	12	40	10	33	Allen N Baker C Clarke S Davies E Edwards O Evans J Hall A Harris A Harrison C Hughes A Jackson J James N Johnson A Jones E King M Lee T Lewis E Martin R Morgan J Morris J Phillips B Robinson M



End of Foundation Stage Analysis Report

Foundation Stage Profile Fact Sheet to support OfSTED and SIP Meetings

General Areas (...Continued)	All		Boys		Girls		List of Pupils
	Number	%	Number	%	Number	%	
78+ points overall including 6+ at PSED/PRSN (6 points in all areas)	24	80	12	40	12	40	Allen N Baker C Clarke S Cooper A Davies E Edwards O Evans J Hall A Harris A Harrison C Hill A Hughes A Jackson J James N Johnson A Jones E King M Lee T Lewis E Martin R Morgan J Morris J Phillips B Robinson M
91+ points overall	16	53	8	27	8	27	Allen N Baker C Edwards O Evans J Hall A Harris A Hughes A Jackson J James N Johnson A King M Lee T Lewis E Martin R Morris J Robinson M
104+ points overall	5	17	1	3	4	13	Edwards O Hall A Hughes A James N Robinson M



End of Foundation Stage Analysis Report

Foundation Stage Profile Fact Sheet to support OfSTED and SIP Meetings

General Areas (...Continued)	All		Boys		Girls		List of Pupils
	Number	%	Number	%	Number	%	
Potential focused intervention group for Y1 (Below or equal to 5 points)	1	3	0	0	1	3	Green H



End of Foundation Stage Analysis Report

Average Total Score for Areas of Learning

Top 6 and Bottom 6 Performing Pupils

Average Score for the Top 6 Pupils	Average Score for the Bottom 6 Pupils	Difference between the 6 top and 6
8.2	5.4	2.8

Difference between the median total score and the average score for the lowest attaining 20% of Pupils

Median Total Score	Lowest 20% Score	Points Difference
91 (7.00)	70 (5.36)	21



End of Foundation Stage Analysis Report

Term Of Birth Analysis

	Average Total Score	Baseline Average	Overall Progress Since Baseline
PSED			
Autumn	7.3	0.0	7.3
Spring	7.1	0.2	6.9
Summer	7.3	0.0	7.3
CLL			
Autumn	7.1	0.9	6.2
Spring	6.6	0.9	5.8
Summer	6.4	0.4	6.0
PRSN			
Autumn	7.3	2.9	4.4
Spring	6.8	2.2	4.6
Summer	6.6	1.9	4.7
KUW			
Autumn	7.0	0.6	6.4
Spring	6.8	0.6	6.2
Summer	6.8	0.0	6.8
CD			
Autumn	7.0	0.8	6.3
Spring	6.5	0.9	5.6
Summer	6.7	0.0	6.7
PD			
Autumn	7.8	2.1	5.6
Spring	7.1	1.9	5.2
Summer	6.6	1.3	5.2
TOTAL SCORE			
Autumn	7.2	1.2	6.0
Spring	6.8	1.1	5.7
Summer	6.7	0.7	6.1